

p l a n t e r s



QCM



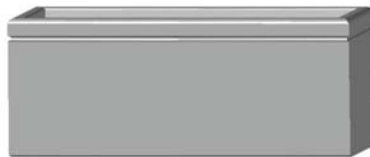
QS-PS244830P



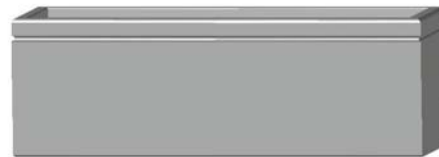
QS-PS247232P





QS-PS254824P



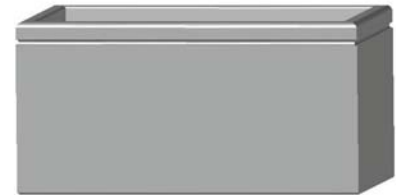
QS-PS256024P




QS-PS257224P 



QS-PS2512024P



QS-PS366030P

Model	Top O.D. W.	Top O.D. L.	Top I.D.W.	Top I.D.L.	Height	Btm O.D.W	Btm O.D.L.	Btm I.D.W.	Btm I.D.L.	Depth
QS-PS244830P	24"	48"	18 7/8"	42 7/8"	30"	24"	48"	17"	41"	28"
QS-PS247232P	24"	72"	18"	66"	32"	24"	72"	16"	64"	28"
QS-PS254824P	25"	48"	20"	43"	24"	25"	48"	19"	42"	21"
QS-PS256024P	25"	60"	19"	54"	24"	25"	60"	17"	42"	21"
 QS-PS257224P	25"	72"	20"	67"	24"	25"	72"	19"	66"	21"
QS-PS2512024P	25"	120"	19"	114"	24"	25"	120"	17"	113"	21"
QS-PS366030P	36"	60"	30"	54"	30"	36"	60"	28"	52"	27"

r e c t a n g u l a r



Planters designated with the PSP logo can be specially ordered in SRC to meet the **Government K-4 L-2 Rating for Perimeter Security Protection** with no connection method necessary. Interior dimensions change for PSP planters – please confirm when placing order.



731 Parkridge Ave., Norco, CA 92860 951/737-6240 fax 951/737-7032 www.quickcrete.com sales@quickcrete.com

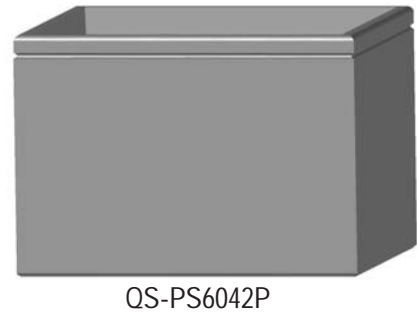
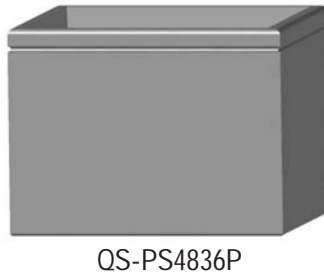
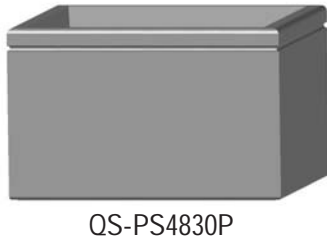
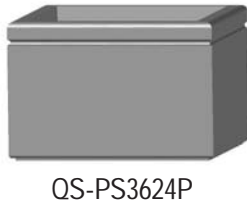


planters


PALM

One of our most enduring styles, the Palm from Quick Crete, is the easy planter solution for any project, big or small.

Available in SRC and Lite Crete.



s
q
u
a
r
e

Model #	O.D.	Btm. O.D.	Height	Top I.D.	Btm I.D.	Depth
QS-PS1618P	16"	16"	18"	11"	9"	15"
QS-PS1624P	16"	16"	24"	11"	9"	19"
QS-PS2512P	25"	25"	12"	20"	18"	9"
QS-PS3624P	36"	36"	24"	29"	27"	21"
 QS-PS3636P	36"	36"	36"	30"	26"	32"
QS-PS4818P	48"	48"	18"	43"	40"	14"
QS-PS4830P	48"	48"	30"	42"	39"	26"
QS-PS4836P	48"	48"	36"	43"	40"	31"
QS-PS6042P	60"	60"	42"	55"	52"	38"



Planters designated with the PSP logo can be specially ordered in SRC to meet the **Government K-4 L-2 Rating for Perimeter Security Protection** with no connection method necessary. Interior dimensions change for PSP planters – please confirm when placing order.



731 Parkridge Ave., Norco, CA 92860 951/737-6240 fax 951/737-7032 www.quickcrete.com sales@quickcrete.com

