



COMPOUND



Sleek, sophisticated strong. The Compound Planter from Quick Crete is a classic study in modernism. Defined by clean lines and gentle curves, the Compound fits seamlessly in any environment.

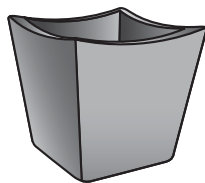
Available in SRC and Lite Crete.



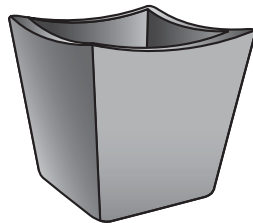
Model #	Top O.D.	Btm. O.D.	Height	Top I.D.	Btm I.D.	Depth
QS-CO2222P	22"	13 ¹ / ₁₆ "	22"	17"	9 ³ / ₈ "	17 ⁷ / ₈ "
QS-CO2828P	28"	19"	28"	22"	14"	23 ³ / ₄ "
QS-CO3636P	36"	29 ¹ / ₂ "	36"	30"	20 ³ / ₄ "	30 ³ / ₄ "
 QS-CO4242P	42"	30"	42"	36"	23 ¹³ / ₁₆ "	36 ³ / ₄ "
 QS-CO4842P	48"	36"	42"	42"	29 ⁷ / ₈ "	36 ³ / ₄ "



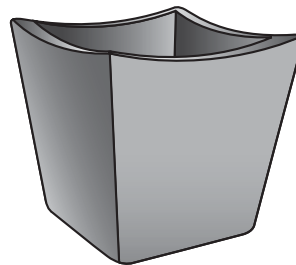
QS-CO2222P



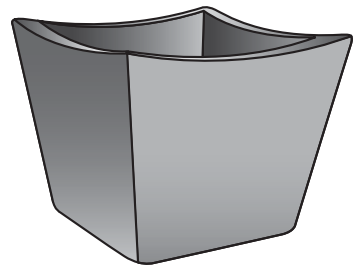
QS-CO2828P



QS-CO3636P



QS-CO4242P



QS-CO4842P



Planters designated with the PSP logo can be specially ordered in SRC to meet the **Government K-4 L-2 Rating for Perimeter Security Protection** with no connection method necessary. Interior dimensions change for PSP planters – please confirm when placing order.

