




CASCADE

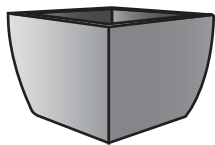


With its versatile design and size options, the Cascade planter enhances any project. It compliments both contemporary and traditional styles, from the simple to the dramatic and everything else in between.

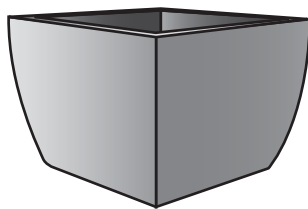
Available in SRC and Lite Crete.



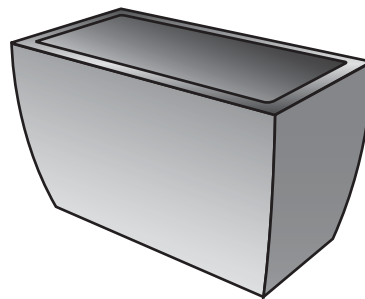
Model #	Top O.D.	Btm. O.D.	Height	Top I.D.	Btm I.D.	Depth
QS-CE2418P	24"	13½"	18"	20"	15"	15½"
QS-CE3627P	36"	22½"	27"	31"	23⅜"	24"
 QS-CE244830P	24"-48"	14⅛"-38⅛"	30"	19"-43"	13⅛"-37⅛"	27½"
 QS-CE4836P	48"	30"	36"	43"	30⅜"	33"



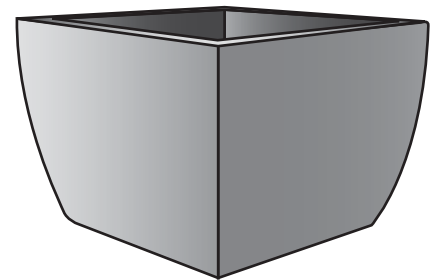
QS-CE2418P



QS-CE3627P



QS-CE244830P



QS-CE4836P



Planters designated with the PSP logo can be specially ordered in SRC to meet the **Government K-4 L-2 Rating for Perimeter Security Protection** with no connection method necessary. Interior dimensions change for PSP planters – please confirm when placing order.

