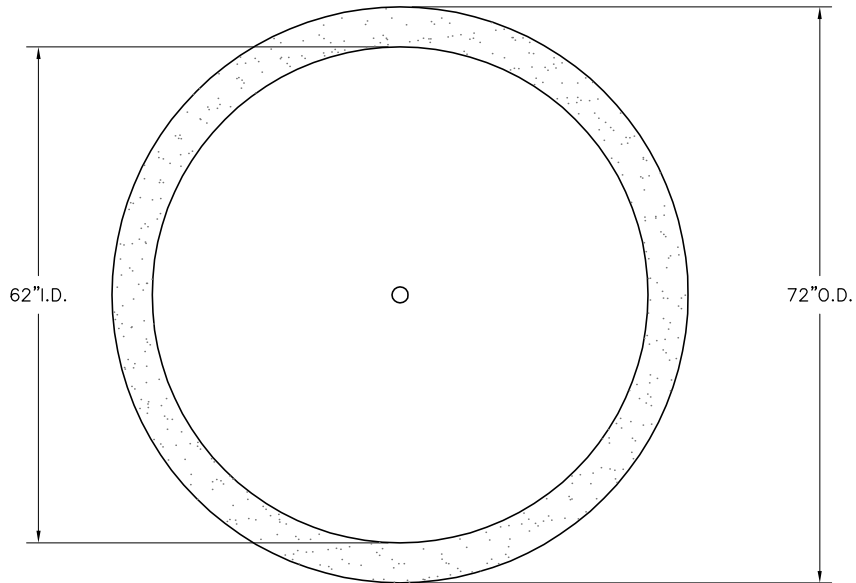


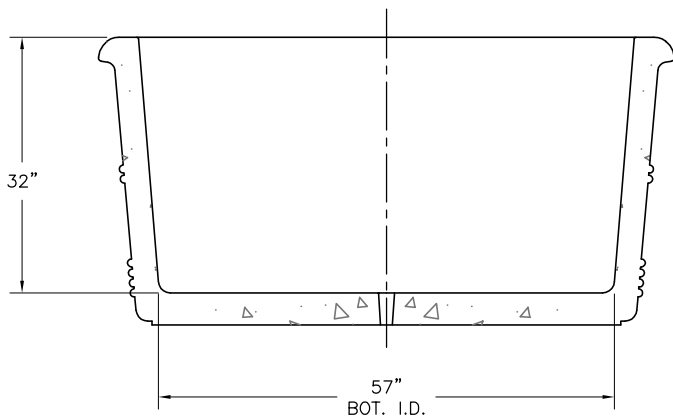
- \* INSTALLATION IS REQUIRED BY OTHERS.
- \* ALL EDGES TO HAVE 1/4" RADIUS MIN.
- \* MANUFACTURING TOLERANCE  $\pm 1/4"$ .
- \* PRODUCT: QR-TN7236P
- \* QUANTITY: \_\_\_\_\_
- \* CONCRETE COLOR: \_\_\_\_\_
- \* CONCRETE TEXTURE: \_\_\_\_\_
- \* SEALER: STANDARD GLOSS SEALER
- \* STD. 2"DIA. DRAIN HOLE
- \* STD. COLOR & TEXTURE OPTIONS

APROX. WT. 2,940 Lbs.  
(CUSTOMER TO OFFLOAD IF OVER 8000 Lbs.)

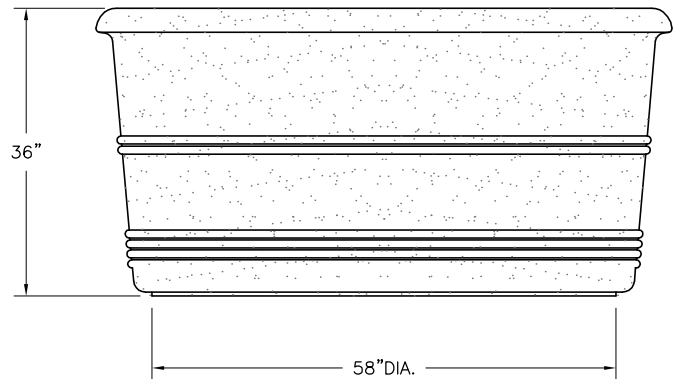
Authorized Signature \_\_\_\_\_ Date \_\_\_\_\_  
By signing above or stamping this drawing "approved" or "no exception taken" authorization is given to Quick Crete to produce this drawing as shown within a 1/4" tolerance.



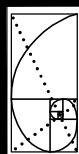
PLAN VIEW



SECTION VIEW



ELEVATION VIEW



**QUICK CRETE**  
PRODUCTS CORP.  
731 PARKRIDGE AVE.  
P.O. Box 639  
NORCO, CA 92860  
(951) 737-6240 FAX (951) 737-7032  
WWW.QUICKCRETE.COM

PLAN TYPE:  
PRODUCT:  
PROJECT NAME:

CONSTRUCTION PLAN  
TUCSON PLANTER (QR-TN7236P)

DATE: 9/09/98  
SCALE: 1/2" = 1'

FILE NO. TN7236P  
DRAWN BY: R.M.

SHEET 1 OF 1