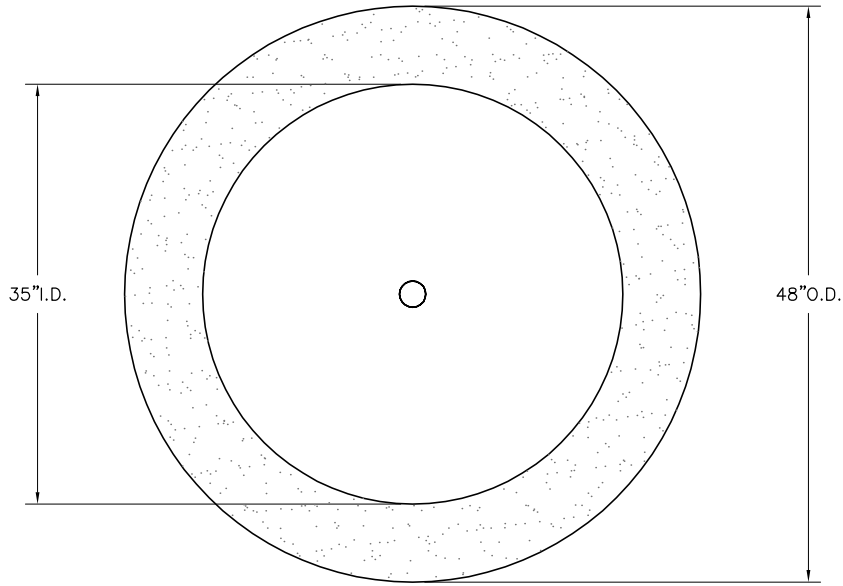


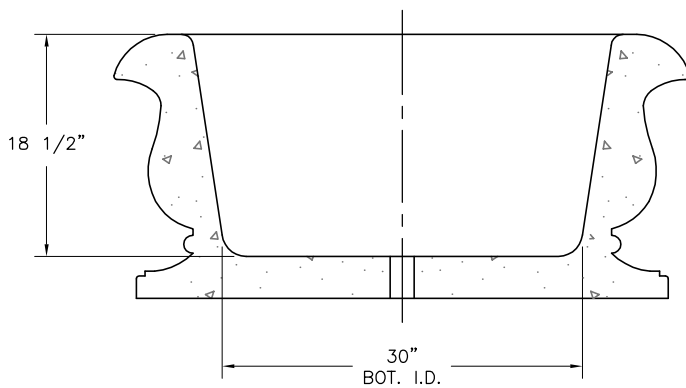
- * INSTALLATION IS REQUIRED BY OTHERS.
- * ALL EDGES TO HAVE 1/4" RADIUS MIN.
- * MANUFACTURING TOLERANCE $\pm 1/4"$.
- * PRODUCT: QR-ST4822P
- * QUANTITY: _____
- * CONCRETE COLOR: _____
- * CONCRETE TEXTURE: _____
- * SEALER: STANDARD GLOSS SEALER
- * STD. 2" DIA. DRAIN HOLE
- * STD. COLOR & TEXTURE OPTIONS

APROX. WT. 1,278 Lbs.
(CUSTOMER TO OFFLOAD IF OVER 8000 Lbs.)

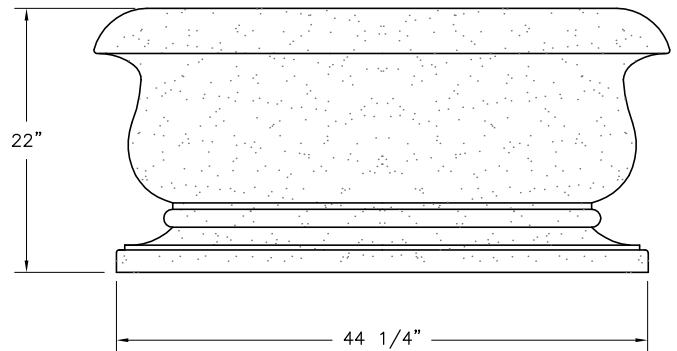
Authorized Signature _____ Date _____
By signing above or stamping this drawing "approved" or "no exception taken" authorization is given to Quick Crete to produce this drawing as shown within a 1/4" tolerance.



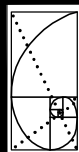
PLAN VIEW



SECTION VIEW



ELEVATION VIEW



QUICK CRETE
PRODUCTS CORP.
731 PARKRIDGE AVE.
P.O. Box 639
NORCO, CA 92860
(951) 737-6240 FAX (951) 737-7032
WWW.QUICKCRETE.COM

PLAN TYPE:
PRODUCT:
PROJECT NAME:

CONSTRUCTION PLAN
STANFORD PLANTER (QR-ST4822P)

DATE: 7/27/99
SCALE: 3/4" = 1'

FILE NO. ST4822P
DRAWN BY: J.U.

SHEET 1 OF 1