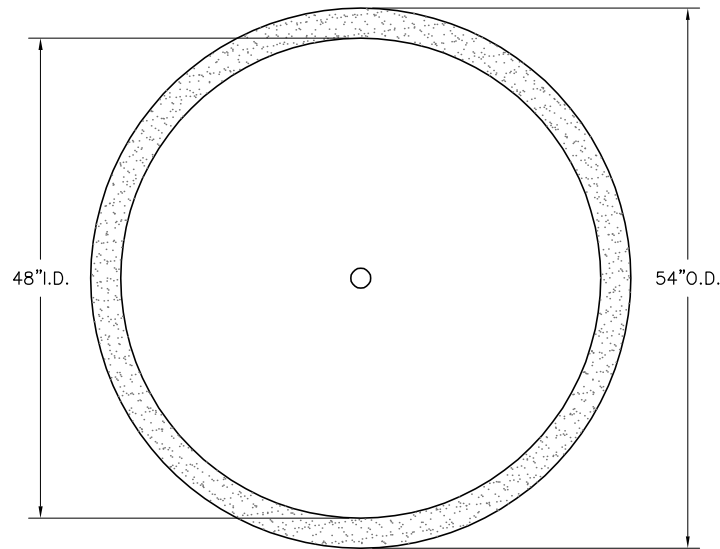


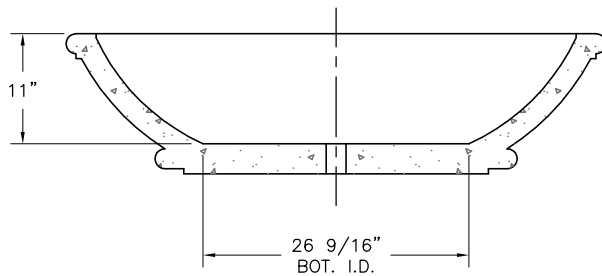
- \* INSTALLATION IS REQUIRED BY OTHERS.
- \* ALL EDGES TO HAVE 1/4" RADIUS MIN.
- \* MANUFACTURING TOLERANCE  $\pm 1/4"$ .
- \* PRODUCT: QR-RS5414P
- \* QUANTITY: \_\_\_\_\_
- \* CONCRETE COLOR: \_\_\_\_\_
- \* CONCRETE TEXTURE: \_\_\_\_\_
- \* SEALER: STANDARD GLOSS SEALER
- \* STD. 2"DIA DRAIN HOLE
- \* STD. COLOR & TEXTURE OPTIONS

APROX. WT. 656 Lbs.  
 (CUSTOMER TO OFFLOAD IF OVER 8000 Lbs.)

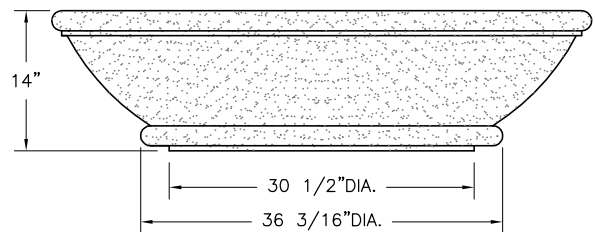
Authorized Signature \_\_\_\_\_ Date \_\_\_\_\_  
 By signing above or stamping this drawing "approved" or  
 "no exception taken" authorization is given to Quick Crete  
 to produce this drawing as shown within a 1/4" tolerance.



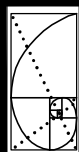
PLAN VIEW



SECTION VIEW



ELEVATION VIEW



**QUICK CRETE**  
 PRODUCTS CORP.  
 731 PARKRIDGE AVE.  
 P.O. Box 639  
 NORCO, CA 92860  
 (951) 737-6240 FAX (951) 737-7032  
 WWW.QUICKCRETE.COM

PLAN TYPE:  
 PRODUCT:  
 PROJECT NAME:

CONSTRUCTION PLAN  
 RIO SECCO (QR-RS5414P)

DATE:  
 SCALE:

FILE NO.  
 DRAWN BY:

SHEET  
 OF