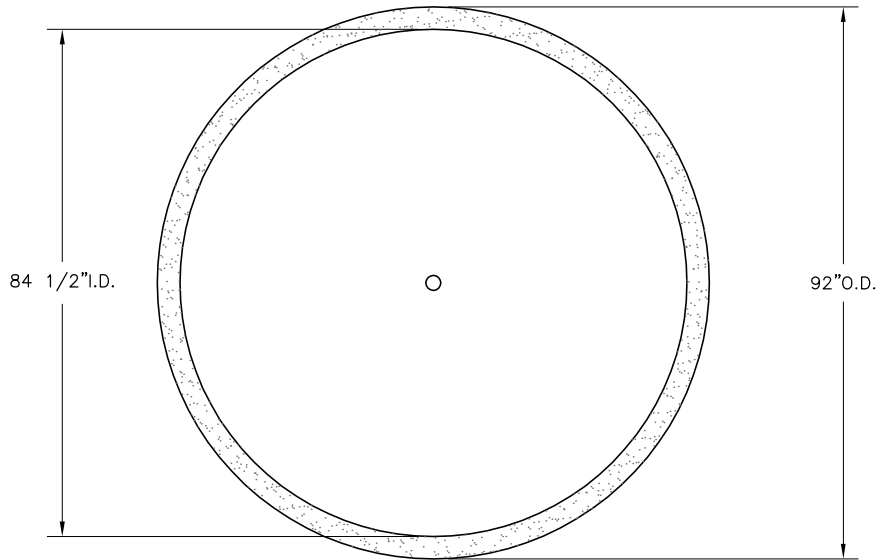


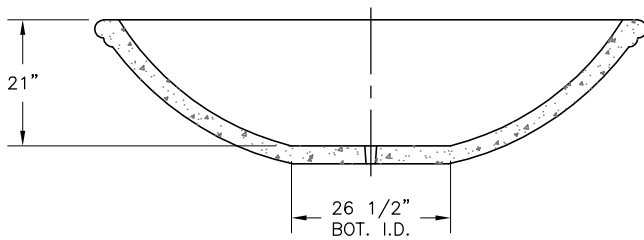
- * INSTALLATION IS REQUIRED BY OTHERS.
- * ALL EDGES TO HAVE 1/4" RADIUS MIN.
- * MANUFACTURING TOLERANCE $\pm 1/4"$.
- * PRODUCT: QR-LJ9224P
- * QUANTITY: 1
- * CONCRETE COLOR: C3-LATTE
- * CONCRETE TEXTURE: T2-LSB
- * SEALER: TRIPLE MATTE SEALER
- * STD. 2"DIA. DRAIN HOLE

* APPROX. WT. 2,247 LBS.

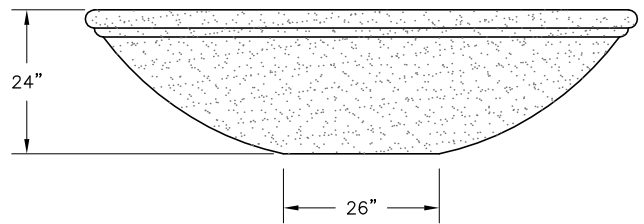
Authorized Signature _____ Date _____
 By signing above or stamping this drawing "approved" or
 "no exception taken" authorization is given to Quick Crete
 to produce this drawing as shown within a 1/4" tolerance.



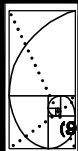
PLAN VIEW



SECTION VIEW



ELEVATION VIEW



QUICK CRETE
 PRODUCTS CORP.
 731 PARKRIDGE AVE.
 P.O. BOX 639
 NORCO, CA 92860
 (951) 737-6240 FAX (951) 737-7032
 WWW.QUICKCRETE.COM

PLAN TYPE:	CONSTRUCTION PLAN
PRODUCT:	LA JOLLA PLANTER (QR-LJ9224P)
PROJECT NAME:	

DATE:	11/2/01
SCALE:	3/8" = 1'

FILE NO.	Lj9224P
DRAWN BY:	J.U.

SHEET	1
OF	1