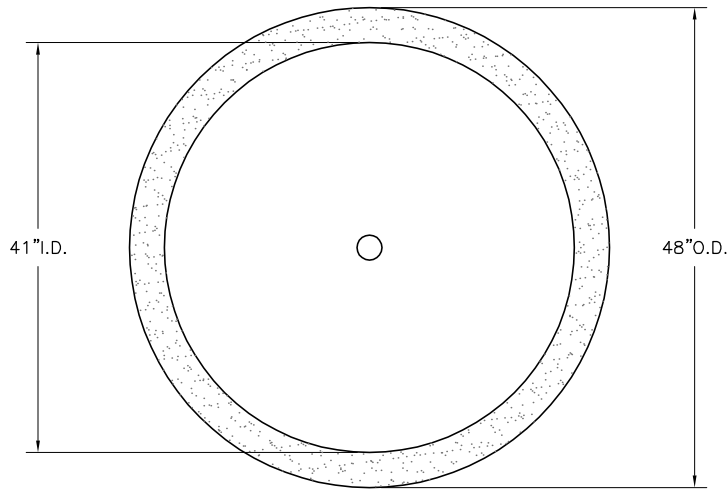


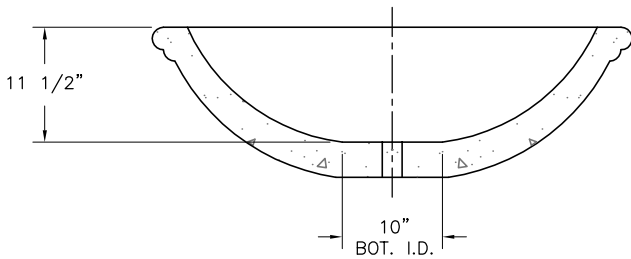
- \* INSTALLATION IS REQUIRED BY OTHERS.
- \* ALL EDGES TO HAVE 1/4" RADIUS MIN.
- \* MANUFACTURING TOLERANCE  $\pm 1/4"$ .
- \* PRODUCT: QR-LJ4815P
- \* QUANTITY: \_\_\_\_\_
- \* CONCRETE COLOR: \_\_\_\_\_
- \* CONCRETE TEXTURE: \_\_\_\_\_
- \* SEALER: STANDARD GLOSS SEALER
- \* STD. 2"DIA. DRAIN HOLE
- \* STD. COLOR & TEXTURE OPTIONS

\*APPROX. WT: 608 LBS.

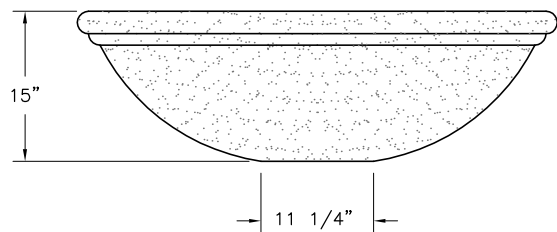
Authorized Signature \_\_\_\_\_ Date \_\_\_\_\_  
 By signing above or stamping this drawing "approved" or  
 "no exception taken" authorization is given to Quick Crete  
 to produce this drawing as shown within a 1/4" tolerance.



PLAN VIEW

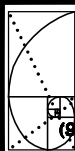


SECTION VIEW



ELEVATION VIEW

K:\PLANTERS\ROUND-Pla.Joljal\LJ4815P.DWG, 11/14/2005 9:56:28 AM, 1:19.2, MG, MG



**QUICK CRETE**  
 PRODUCTS CORP.  
 731 PARKRIDGE AVE.  
 P.O. BOX 639  
 NORCO, CA 92860  
 (951) 737-6240 FAX (951) 737-7032  
 WWW.QUICKCRETE.COM

PLAN TYPE:	CONSTRUCTION PLAN	DATE:	1/29/01	FILE NO.	LJ4815P	SHEET	1
PRODUCT:	LA JOLLA PLANTER (QR-LJ4815P)	SCALE:	5/8" = 1'	DRAWN BY:	J.U.	OF	1
PROJECT NAME:							