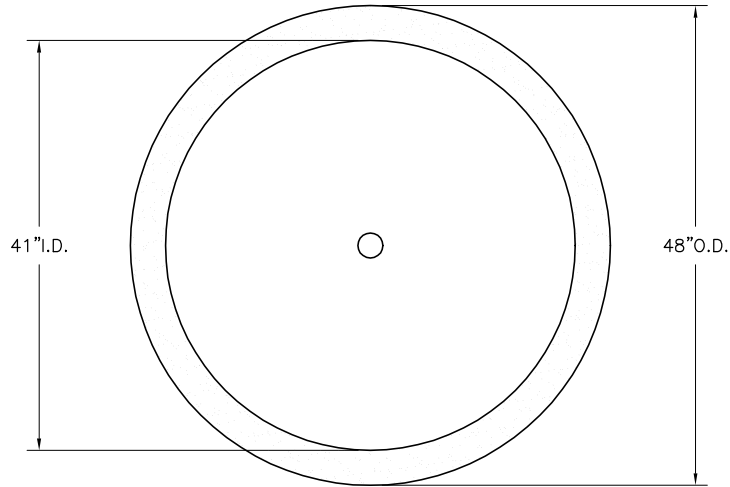


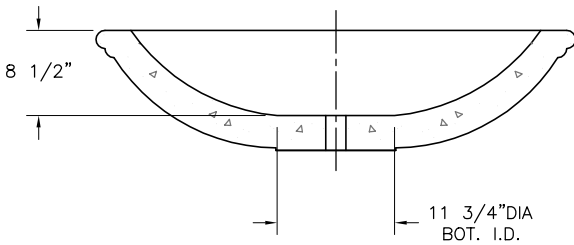
- * INSTALLATION IS REQUIRED BY OTHERS.
- * ALL EDGES TO HAVE 1/4" RADIUS MIN.
- * MANUFACTURING TOLERANCE $\pm 1/4"$.
- * PRODUCT: 48"DIA X 12"HT "LA JOLLA" STYLE PLANTER
- * QUANTITY: 10
- * CONCRETE COLOR: MIX# _____ TO MATCH ADOBE
- * CONCRETE TEXTURE: T1-SMOOTH
- * SEALER: MATTE SEALER
- * STD. 2"DIA. DRAIN HOLE
- * INTERIOR WATER SEALANT INCLUDED
- * STD. COLOR & TEXTURE OPTIONS

APROX. WT. 586 LBS.
(CUSTOMER TO OFFLOAD IF OVER 8000 Lbs.)

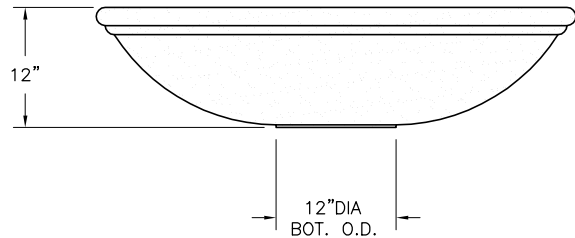
Authorized Signature _____ Date _____
By signing above or stamping this drawing "approved" or
"no exception taken" authorization is given to Quick Crete
to produce this drawing as shown within a 1/4" tolerance.



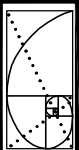
PLAN VIEW



SECTION VIEW



ELEVATION VIEW



QUICK CRETE
PRODUCTS CORP.
731 PARKRIDGE AVE.
P.O. Box 639
NORCO, CA 92860
(951) 737-6240 FAX (951) 737-7032
WWW.QUICKCRETE.COM

PLAN TYPE:	CONSTRUCTION PLAN	DATE:	7/21/08	FILE NO.:	LJ4812P	SHEET 1 OF 1
PRODUCT:	LA JOLLA PLANTER (QR-LJ4812P)	SCALE:	5/8" = 1'	DRAWN BY:	J.A.S.	
PROJECT NAME:						