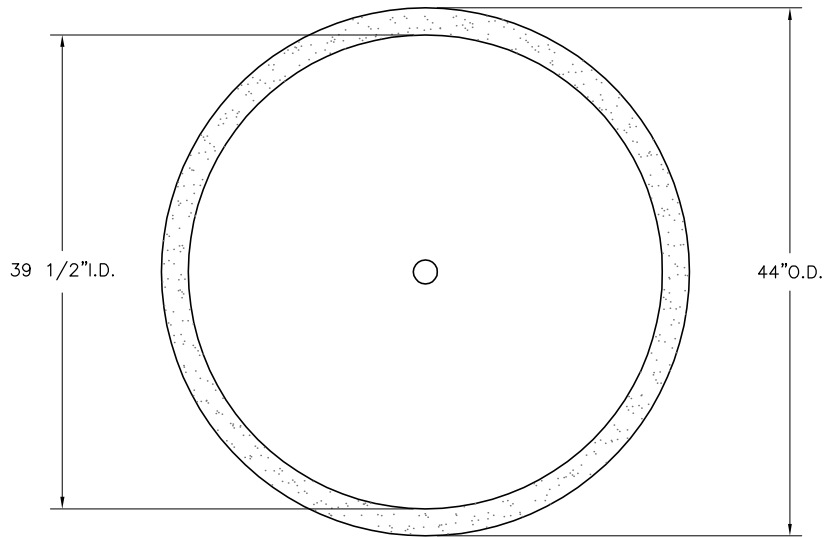


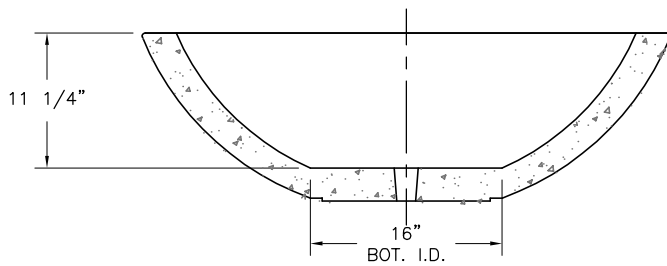
- * INSTALLATION IS REQUIRED BY OTHERS.
- * ALL EDGES TO HAVE 1/4" RADIUS MIN.
- * MANUFACTURING TOLERANCE $\pm 1/4"$.
- * PRODUCT: QR-CE4414P
- * QUANTITY: _____
- * CONCRETE COLOR: _____
- * CONCRETE TEXTURE: _____
- * SEALER: STANDARD GLOSS SEALER
- * STD. 2" DIA. DRAIN HOLE
- * (1) 25" I.D. STYLE "A" SAUCER

* APPROX. WT. 438 LBS.

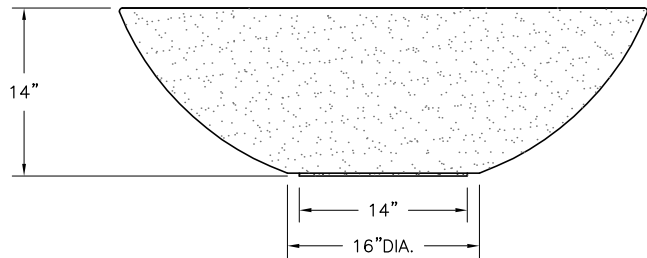
Authorized Signature _____ Date _____
 By signing above or stamping this drawing "approved" or
 "no exception taken" authorization is given to Quick Crete
 to produce this drawing as shown within a 1/4" tolerance.



PLAN VIEW



SECTION VIEW



ELEVATION VIEW

K:\PLANTERS\ROUND-P\Cascade\CE4414.DWG, 11/14/2005 7:41:47 AM, 1:16, MG, MG



QUICK CRETE
 PRODUCTS CORP.
 731 PARKRIDGE AVE.
 P.O. BOX 639
 NORCO, CA 92860
 (951) 737-6240 FAX (951) 737-7032
 WWW.QUICKCRETE.COM

PLAN TYPE:	CONSTRUCTION PLAN
PRODUCT:	CASCADE PLANTER (QR-CE4414P)
PROJECT NAME:	

DATE:	07/15/97	FILE NO.:	CE4414
SCALE:	3/4 1'	DRAWN BY:	R.M.

SHEET	1
OF	1