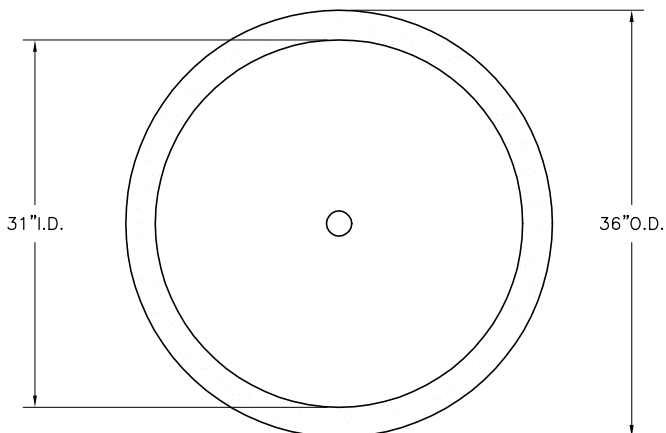


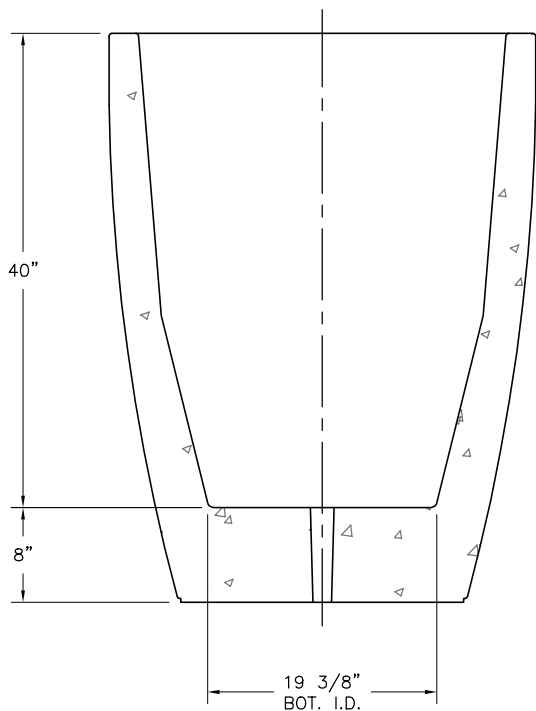
- * INSTALLATION IS REQUIRED BY OTHERS.
- * ALL EDGES TO HAVE 1/4" RADIUS MIN.
- * MANUFACTURING TOLERANCE $\pm 1/4"$.
- * PRODUCT: QR-CE3648P
- * QUANTITY: _____
- * CONCRETE COLOR: _____
- * CONCRETE TEXTURE: _____
- * SEALER: STANDARD GLOSS SEALER
- * STD. 2:DIA. DRAIN HOLE
- * INCLUDE INTERIOR WATER SEALANT
- * STD. COLOR & TEXTURE OPTIONS

APROX. WT. 1,504 LBS.
(CUSTOMER TO OFFLOAD IF OVER 8000 Lbs.)

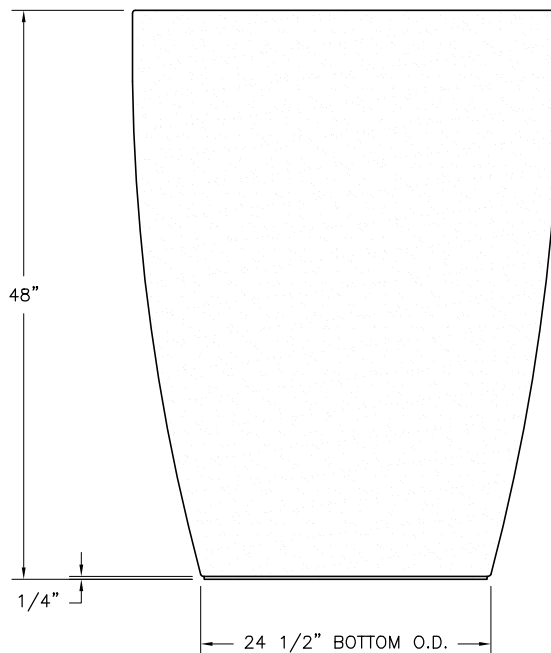
Authorized Signature _____ Date _____
By signing above or stamping this drawing "approved" or "no exception taken" authorization is given to Quick Crete to produce this drawing as shown within a 1/4" tolerance.



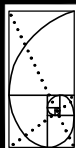
PLAN VIEW



SECTION VIEW



ELEVATION VIEW



QUICK CRETE
PRODUCTS CORP.
731 PARKRIDGE AVE.
P.O. Box 639
NORCO, CA 92860
(951) 737-6240 FAX (951) 737-7032
WWW.QUICKCRETE.COM

PLAN TYPE:	CONSTRUCTION PLAN	DATE:	7/15/08	FILE NO.:	CE3648	SHEET	1
PRODUCT:	CASCADE PLANTER (QR-CE3648P)	SCALE:	3/4" = 1'	DRAWN BY:	J.A.S.	OF	1
PROJECT NAME:							