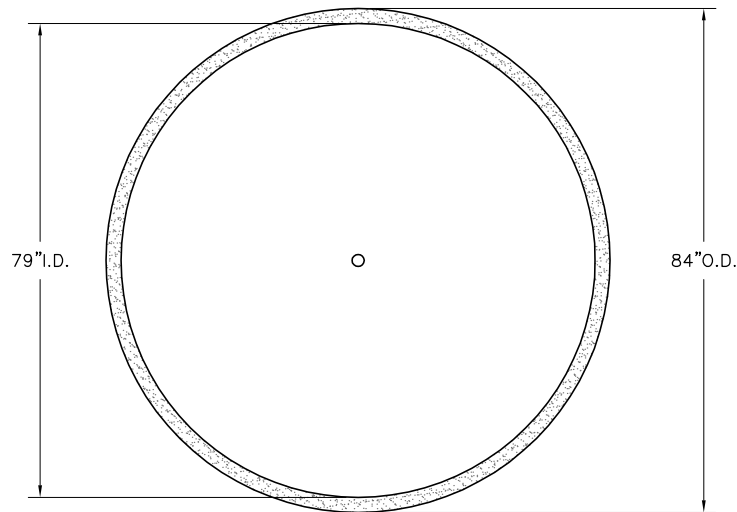


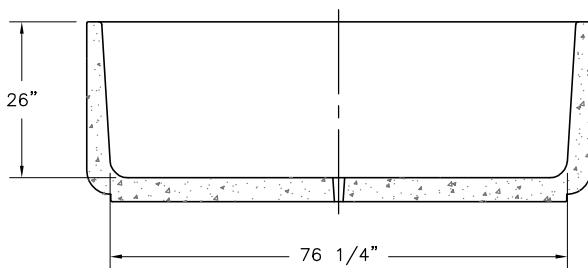
- * INSTALLATION IS REQUIRED BY OTHERS.
- * ALL EDGES TO HAVE 1/4" RADIUS MIN.
- * MANUFACTURING TOLERANCE $\pm 1/4$ ".
- * PRODUCT: QR-CAL8430P
- * QUANTITY: _____
- * CONCRETE COLOR: _____
- * CONCRETE TEXTURE: _____
- * SEALER: STANDARD GLOSS SEALER
- * STD. 2" DIA. DRAIN HOLE
- * STD. COLOR & TEXTURE OPTIONS

APROX. WT. 3667 Lbs.
 (CUSTOMER TO OFFLOAD IF OVER 8000 Lbs.)

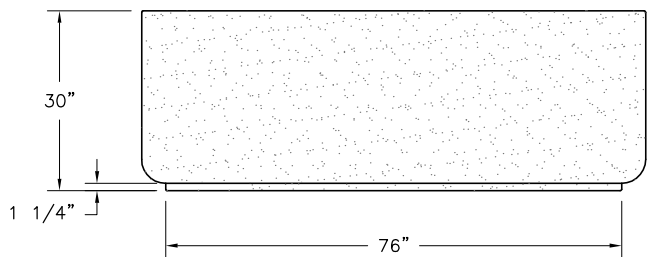
Authorized Signature _____ Date _____
 By signing above or stamping this drawing "approved" or
 "no exception taken" authorization is given to Quick Crete
 to produce this drawing as shown within a 1/4" tolerance.



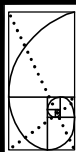
PLAN VIEW



SECTION VIEW



ELEVATION VIEW



QUICK CRETE
 PRODUCTS CORP.
 731 PARKRIDGE AVE.
 P.O. Box 639
 NORCO, CA 92860
 (951) 737-6240 FAX (951) 737-7032
 WWW.QUICKCRETE.COM

PLAN TYPE:	CONSTRUCTION PLAN	DATE:	6/25/99	FILE NO.:	CAL8430P	SHEET 1 OF 1
PRODUCT:	CALIFORNIA SERIES PLANTER (QR-CAL8430P)	SCALE:	3/8" = 1'	DRAWN BY:	J.U.	
PROJECT NAME:						