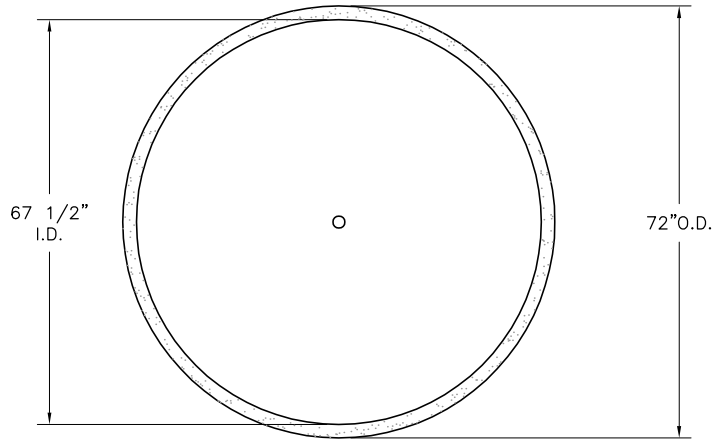


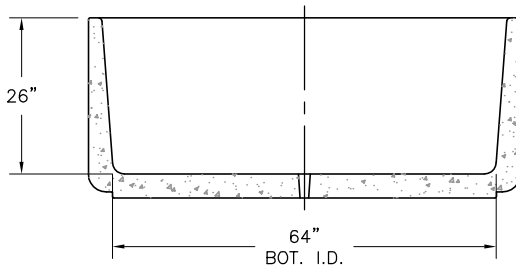
- * INSTALLATION IS REQUIRED BY OTHERS.
- * ALL EDGES TO HAVE 1/4" RADIUS MIN.
- * MANUFACTURING TOLERANCE $\pm 1/4"$.
- * PRODUCT: QR-CAL7230P
- * QUANTITY: _____
- * CONCRETE COLOR: _____
- * CONCRETE TEXTURE: _____
- * SEALER: STANDARD GLOSS SEALER
- * STD. 2" DIA. DRAIN HOLE
- * STD. COLOR & TEXTURE OPTIONS

- * APPROX. WT. 2,870 LBS.
- * APPROX. WT. 866 LBS.

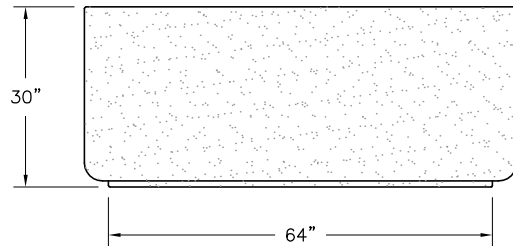
Authorized Signature _____ Date _____
 By signing above or stamping this drawing "approved" or "no exception taken" authorization is given to Quick Crete to produce this drawing as shown within a 1/4" tolerance.



PLAN VIEW

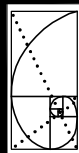


SECTION VIEW



ELEVATION VIEW

K:\PLANTERS\ROUND-P\California\Cal7230r.dwg, 11/11/2005 1:47:52 PM, 1:32, MG, MG



QUICK CRETE
 PRODUCTS CORP.
 731 PARKRIDGE AVE.
 P.O. BOX 639
 NORCO, CA 92860
 (951) 737-6240 FAX (951) 737-7032
 WWW.QUICKCRETE.COM

PLAN TYPE:
 PRODUCT:
 PROJECT NAME:

CONSTRUCTION PLAN
 CALIFORNIA PLANTER (QR-CAL7230P)

DATE:
 11/11/98
 SCALE:
 3/8" = 1'

FILE NO.
 CAL7230
 DRAWN BY:
 R.M.

SHEET
 1
 OF
 1