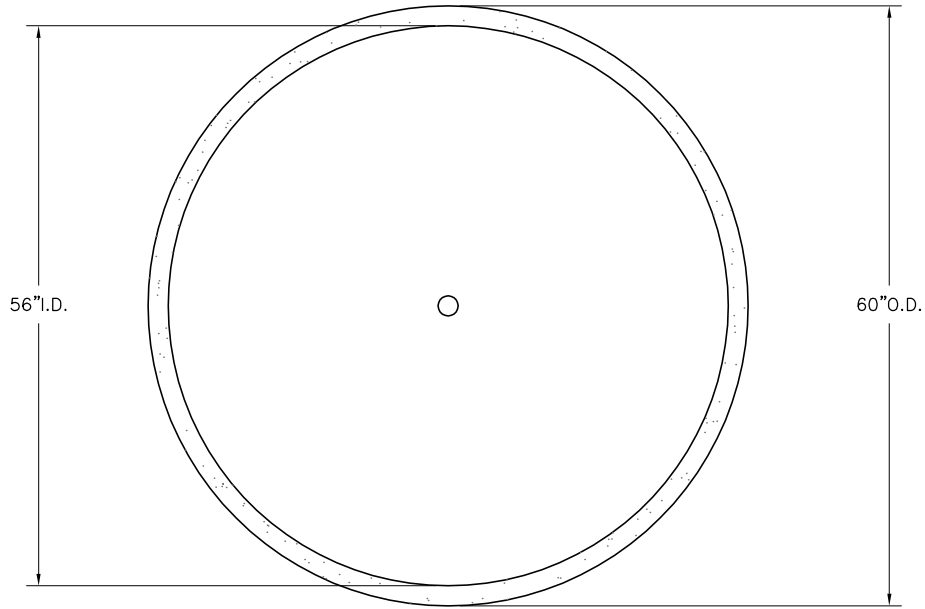


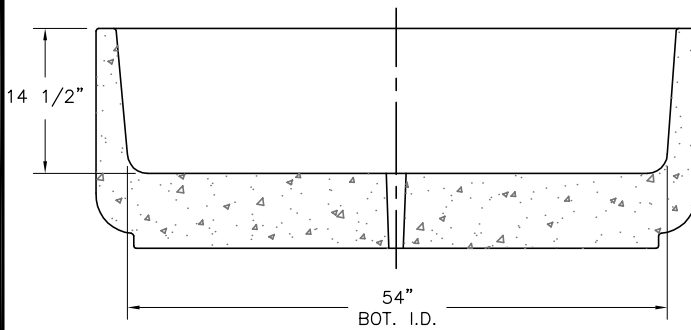
- * INSTALLATION IS REQUIRED BY OTHERS.
- * ALL EDGES TO HAVE 1/4" RADIUS MIN.
- * MANUFACTURING TOLERANCE $\pm 1/4"$.
- * PRODUCT: QR-CAL6022P
- * QUANTITY: _____
- * CONCRETE COLOR: _____
- * CONCRETE TEXTURE: _____
- * SEALER: STANDARD GLOSS SEALER
- * STD. 2"DIA. DRAIN HOLE
- * STD. COLOR & TEXTURE OPTIONS

- * APPROX. WT. 2,317 LBS.
- * APPROX. WT. 566 LBS.

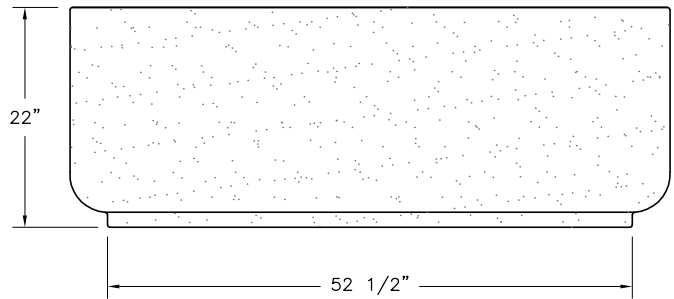
Authorized Signature _____ Date _____
 By signing above or stamping this drawing "approved" or "no exception taken" authorization is given to Quick Crete to produce this drawing as shown within a 1/4" tolerance.



PLAN VIEW

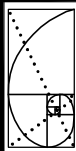


SECTION VIEW



ELEVATION VIEW

K:\PLANTERS\ROUND-P\California\Cal6022.dwg, 11/11/2005 1:24:25 PM, 1:19.2, MG, MG



QUICK CRETE
 PRODUCTS CORP.
 731 PARKRIDGE AVE.
 P.O. BOX 639
 NORCO, CA 92860
 (951) 737-6240 FAX (951) 737-7032
 WWW.QUICKCRETE.COM

PLAN TYPE:
 PRODUCT:
 PROJECT NAME:

CONSTRUCTION PLAN
 CALIFORNIA PLANTER (QR-CAL6022P)

DATE:
 5/8" = 1'
 SCALE:
 11/6/98

FILE NO.
 CAL6022
 DRAWN BY:
 R.M.

SHEET
 1
 OF
 1