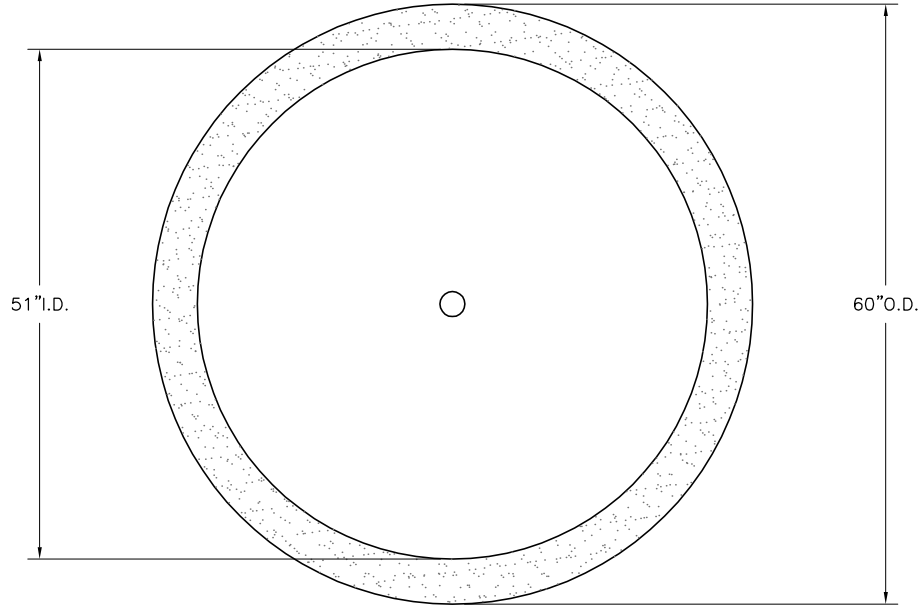


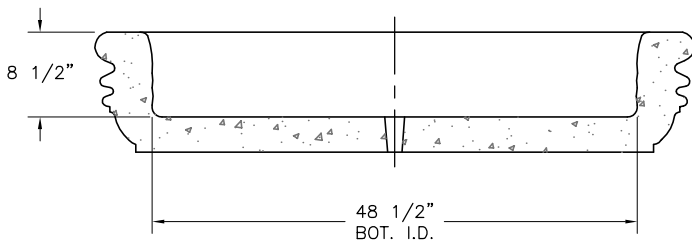
- \* INSTALLATION IS REQUIRED BY OTHERS.
- \* ALL EDGES TO HAVE 1/4" RADIUS MIN.
- \* MANUFACTURING TOLERANCE  $\pm 1/4"$ .
- \* PRODUCT: QR-BJ6012P
- \* QUANTITY: \_\_\_\_\_
- \* CONCRETE COLOR: \_\_\_\_\_
- \* CONCRETE TEXTURE: \_\_\_\_\_
- \* SEALER: STANDARD GLOSS SEALER
- \* STD. 2" DIA. DRAIN HOLE
- \* STD. COLOR & TEXTURE OPTIONS

- \* APPROX. WT. 930 LBS.
- \* APPROX. WT. 446 LBS. (LC)

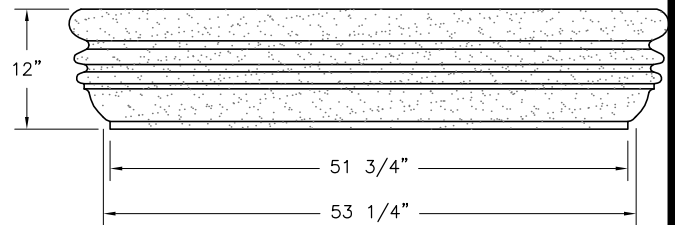
Authorized Signature \_\_\_\_\_ Date \_\_\_\_\_  
 By signing above or stamping this drawing "approved" or  
 "no exception taken" authorization is given to Quick Crete  
 to produce this drawing as shown within a 1/4" tolerance.



PLAN VIEW

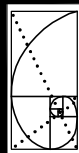


SECTION VIEW



ELEVATION VIEW

K:\PLANTERS\ROUND-P\Baja\BJ6012.DWG, 11/11/2005 9:35:01 AM, 1:19.2, MG, MG



**QUICK CRETE**  
 PRODUCTS CORP.  
 731 PARKRIDGE AVE.  
 P.O. BOX 639  
 NORCO, CA 92860  
 (951) 737-6240 FAX (951) 737-7032  
 WWW.QUICKCRETE.COM

PLAN TYPE:  
 PRODUCT:  
 PROJECT NAME:

CONSTRUCTION PLAN  
 BAJA PLANTER (QR-BJ6012P)

DATE:  
 7/17/98  
 SCALE:  
 5/8" = 1'

FILE NO.  
 BJ6012  
 DRAWN BY:  
 J.U.

SHEET  
 1  
 OF  
 1