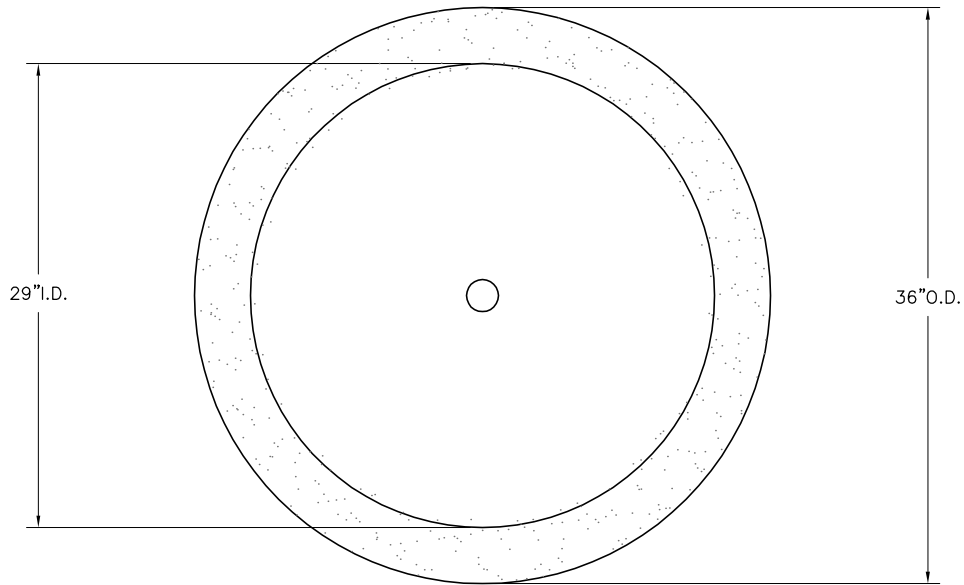


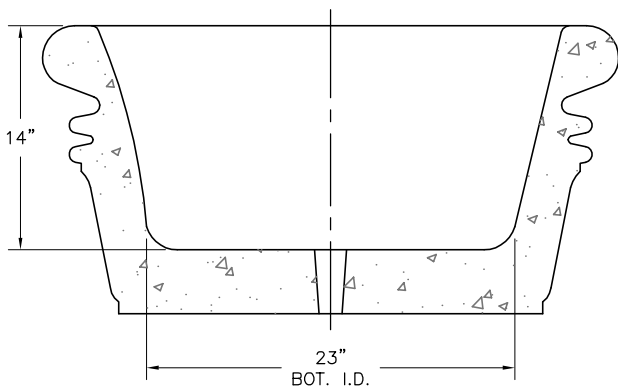
- \* INSTALLATION IS REQUIRED BY OTHERS.
- \* ALL EDGES TO HAVE 1/4" RADIUS MIN.
- \* MANUFACTURING TOLERANCE  $\pm 1/4"$ .
- \* PRODUCT: QR-BJ3618P
- \* QUANTITY: \_\_\_\_\_
- \* CONCRETE COLOR: \_\_\_\_\_
- \* CONCRETE TEXTURE: \_\_\_\_\_
- \* SEALER: STANDARD GLOSS SEALER
- \* STD. 2"DIA. DRAIN HOLE
- \* STD. COLOR & TEXTURE OPTIONS

- \* APPROX. WT. 450 LBS.
- \* APPROX. WT. 243 LBS. (LC)

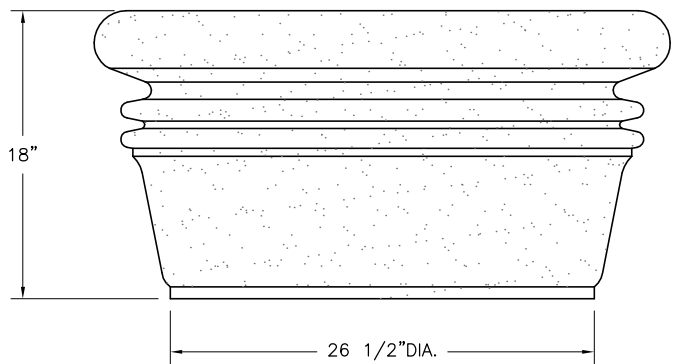
Authorized Signature \_\_\_\_\_ Date \_\_\_\_\_  
 By signing above or stamping this drawing "approved" or "no exception taken" authorization is given to Quick Crete to produce this drawing as shown within a 1/4" tolerance.



PLAN VIEW

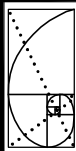


SECTION VIEW



ELEVATION VIEW

K:\PLANTERS\ROUND-P\Baja\BJ3618.DWG, 11/11/2005 9:05:07 AM, 1:12, MCG, MGS



**QUICK CRETE**  
 PRODUCTS CORP.  
 731 PARKRIDGE AVE.  
 P.O. BOX 639  
 NORCO, CA 92860  
 (951) 737-6240 FAX (951) 737-7032  
 WWW.QUICKCRETE.COM

PLAN TYPE:  
 PRODUCT:  
 PROJECT NAME:

CONSTRUCTION PLAN  
 BAJA PLANTER (QR-BJ3618P)

DATE:  
 4/11/97  
 SCALE:  
 1" = 1'

FILE NO.  
 BJ3618  
 DRAWN BY:  
 R.M.

SHEET  
 1  
 OF  
 1