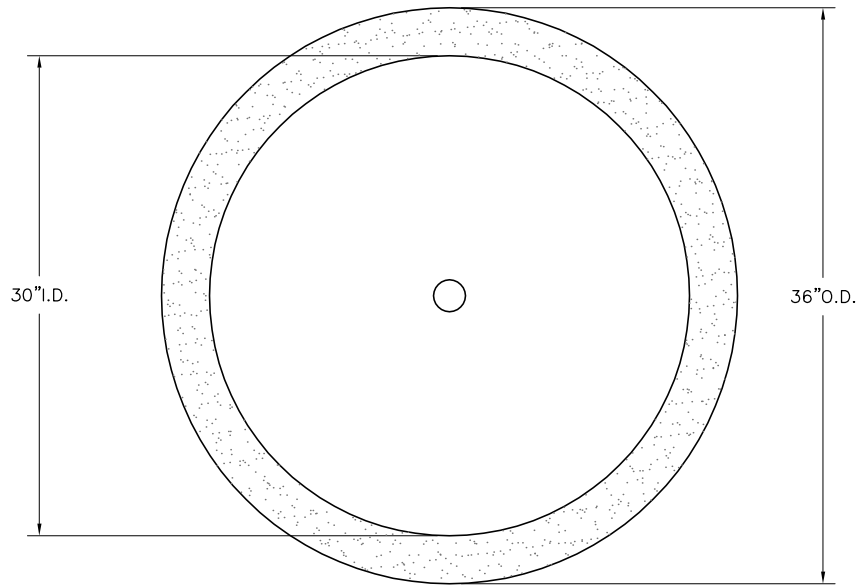


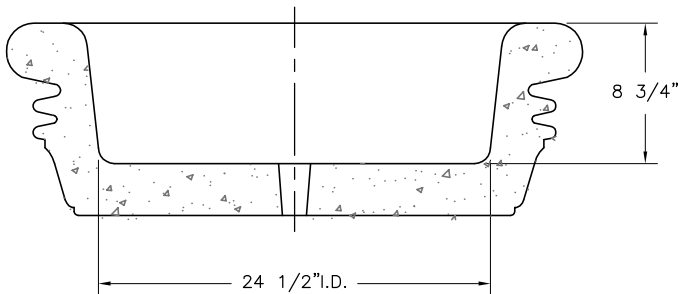
- * INSTALLATION IS REQUIRED BY OTHERS.
- * ALL EDGES TO HAVE 1/4" RADIUS MIN.
- * MANUFACTURING TOLERANCE $\pm 1/4"$.
- * PRODUCT: QR-BJ3612P
- * QUANTITY: _____
- * CONCRETE COLOR: _____
- * CONCRETE TEXTURE: _____
- * SEALER: STANDARD GLOSS SEALER
- * STD. 2"DIA. DRAIN HOLE
- * STD. COLOR & TEXTURE OPTIONS

- * APPROX. WT. 443 LBS.
- * APPROX. WT. 214 LBS. (LC)


Authorized Signature _____ **Date** _____
 By signing above or stamping this drawing "approved" or "no exception taken" authorization is given to Quick Crete to produce this drawing as shown within a 1/4" tolerance.



PLAN VIEW

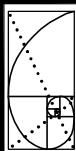


SECTION VIEW



ELEVATION VIEW

K:\PLANTERS\ROUND-P\Baja\BJ3612.DWG, 11/10/2005 3:58:38 PM, 1:12, MCG, MCG



QUICK CRETE
PRODUCTS CORP.
731 PARKRIDGE AVE.
P.O. BOX 639
NORCO, CA 92860
(951) 737-6240 FAX (951) 737-7032
WWW.QUICKCRETE.COM

PLAN TYPE:
 PRODUCT:
 PROJECT NAME:

CONSTRUCTION PLAN
 BAJA PLANTER (QR-BJ3612P)

DATE:
 11/22/99
 SCALE:
 1" = 1'

FILE NO.
 BJ3612
 DRAWN BY:
 J.U.

SHEET
 1
 OF
 1