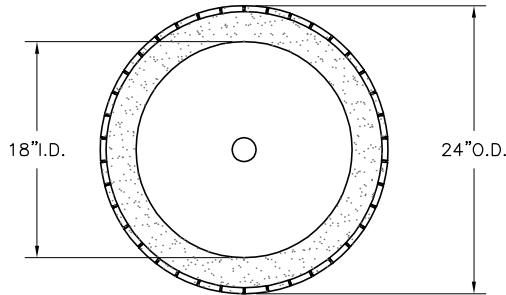


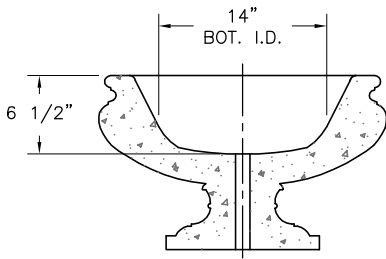
- * INSTALLATION IS REQUIRED BY OTHERS.
- * ALL EDGES TO HAVE 1/4" RADIUS MIN.
- * MANUFACTURING TOLERANCE $\pm 1/4"$.
- * PRODUCT: QR-AF2414P
- * QUANTITY: _____
- * CONCRETE COLOR: _____
- * CONCRETE TEXTURE: _____
- * SEALER: STANDARD GLOSS SEALER
- * STD. 2" DIA. DRAIN HOLE
- * STD. COLOR & TEXTURE OPTIONS

- * APPROX. WT. 131 LBS. (PLANTER)
- * APPROX. WT. 30 LBS. (BASE)


Authorized Signature _____ Date _____
 By signing above or stamping this drawing "approved" or
 "no exception taken" authorization is given to Quick Crete
 to produce this drawing as shown within a 1/4" tolerance.



PLAN VIEW

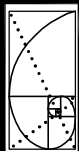


SECTION VIEW



ELEVATION VIEW

K:\PLANTERS\ROUND-PA\Ashford\AF2414p.dwg, 11/10/2005 2:57:18 PM, 1:16, MG, MG



QUICK CRETE
 PRODUCTS CORP.
 731 PARKRIDGE AVE.
 P.O. BOX 639
 NORCO, CA 92860
 (951) 737-6240 FAX (951) 737-7032
 WWW.QUICKCRETE.COM

PLAN TYPE:
 PRODUCT:
 PROJECT NAME:

CONSTRUCTION PLAN
 ASHFORD PLANTER (QR-AF2414P)

DATE: 4/27/01
 SCALE: 16" = 1'

FILE NO. AF2414
 DRAWN BY: R.M.

SHEET 1 OF 1